

KODAK 2100

Intraoral X-Ray System

Simple and affordable very high frequency x-ray unit.

With the Kodak 2100 intraoral x-ray system, very high frequency (DC) technology is more affordable than ever before. Designed for dental professionals seeking ease of use and reliability, the system provides high quality results for accurate and safe diagnoses. The flexible and smart design helps meet the needs of almost any practice.

Consistent and safe diagnoses.

Since the safety of your patients and your staff is a key priority, the Kodak 2100 system features a very high frequency generator to help you obtain high image quality while minimizing radiation exposure.

Digital and conventional.

Adapted to every type of imaging technology, the system operates with both film and digital radiography, including Kodak RVG digital radiography systems, the Kodak CR 7400 digital radiography system and Kodak Insight film.

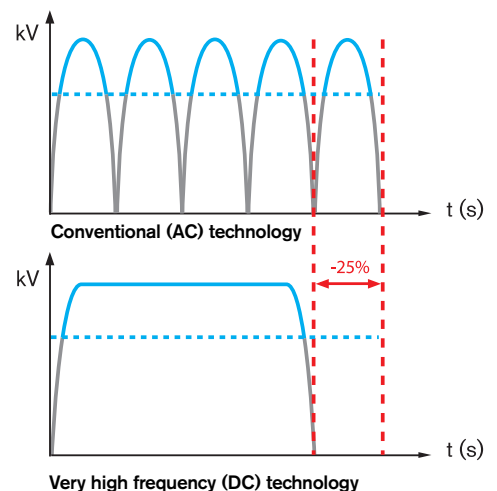
Easy and fast settings.



The simple control of the timer helps you select the correct exposure settings quickly and easily. Clearly displayed on the timer, precise exposure settings are available for both Kodak dental film and radiography systems so it's easy to optimize exposure time based on the type of detector used.



Better patient protection.

The very high frequency technology reduces the radiation exposure up to 25% in comparison with a standard generator. This system emits a constant radiation beam, maximizing useful rays to significantly reduce levels of radiation.



Useful radiation 
 Harmful radiation 

New design and flexibility for greater efficiency.

Accurate images, quick and easy.

The 60 kV very high frequency generator provides an optimal blend between contrast and image definition. Complete with a 0.7 mm focal spot, it helps you obtain sharp and contrasted images for easy diagnosis. The new cone design facilitates the correct alignment of the x-ray tube head with the detector, helping reduce the risk of cone-cutting images.

Smart and flexible design.

With its compact, lightweight and pleasing design, the Kodak 2100 system fits easily into most practice environments. The system includes a timer, which can be mounted remotely or directly on the unit. Four mounting positions and three arm lengths ensure that the system can be adapted to all active areas. The system offers an extensive range of accessories to help meet different diagnostic needs.

Long-term peace of mind.

Because Kodak is the only dental company to engineer and manufacture the entire image chain including the x-ray tube, Kodak's dental products are truly integrated systems with comprehensive service and support.



TECHNICAL SPECIFICATIONS

X-ray generator:

300 kHz

Focal spot:

0.7 mm

Tube current:

60 kV

Mounting options:

Wall (horizontal right and left, vertical), ceiling, mobile, floor

3 arm lengths available:

Short (170 cm / 67 in.), Standard (188 cm / 74 in.), Long (205 cm / 81 in.)

2 types of timer:

Dual-installation layout: remote (close to the unit or outside the treatment room) or integrated to the unit

Timer settings:

Manual time settings, film or digital mode

Options and accessories:

Synchronization link with Kodak RVG system, collimators (size A, B, C), long cone (30 cm / 12 in.)

